

## Your lecturer:



Prof. Dr. med. dent.  
Fouad Khoury

Born in Lebanon

- 1978 DMD, St. Joseph University, Beirut
- 1978- Department of Oral and Maxillofacial Surgery
- 1979 of the University of Freiburg, Germany.
- 1979- Assistant Professor and later Associate
- 1994 Professor at the Dep. of Oral and Maxillofacial Surgery of the University of Muenster, Germany
- 1984 Diploma in Oral Surgery and Doctorate in Medical Dentistry.
- 1988 Habilitation and senior surgeon at the dep. of Oral and Maxillofacial Surgery of the University of Muenster
- 1988- Associated Professor at the Department of Oral & Maxillofacial Surgery, University of Münster, Germany
- 1994 full Professor at the Department of Oral & Maxillofacial Surgery, University of Münster, Germany and Chairman of Privat-klinik Schloss Schellenstein, Implantology center, Olsberg, Germany

Several prices (e.g. Pioneers in Dentistry 2016 AUB, W. Laney Award 2017 American A. Osseointegration) and patents. Author of 4 bestseller textbooks translated to more than 10 languages. More than 125 publications and 1.000 lectures / courses worldwide.



## Registration:

**Privatzahnklinik Schloss Schellenstein GmbH**  
**International Centre for Implantology and Oral Surgery**

Am Schellenstein 1  
59939 Olsberg · Germany  
Telefon +49 (0) 2962 9719-14  
Telefax +49 (0) 2962 9719-22  
course@implantologieklinik.de  
www.implantologieklinik.de

## REGISTRATION

### Bone Grafting Courses with Prof. Dr. Khoury

Live Surgery and Hands-on-Training  
Part I – Part V & Clinical Master Course

Hereby I would like to register to the course:

- ☐ Augmentation Procedures Part I at \_\_\_\_\_
- ☐ Augmentation Procedures Part II at \_\_\_\_\_
- ☐ Augmentation Procedures Part III at \_\_\_\_\_
- ☐ Augmentation Procedures part IV at \_\_\_\_\_
- ☐ Clinical Masters Program in Bone Grafting and Soft Tissue Management at \_\_\_\_\_
- ☐ Sedation procedures for oral surgery with live surgeries at \_\_\_\_\_

I accept the conditions below with my signature.

Titel/Name \_\_\_\_\_

Surname \_\_\_\_\_

Street/Nr. \_\_\_\_\_

Postcode/City \_\_\_\_\_

Phone: \_\_\_\_\_

Fax \_\_\_\_\_

E-Mail \_\_\_\_\_

Date \_\_\_\_\_ Signature \_\_\_\_\_

#### Terms and conditions

The success of the courses is essentially dependent on proper preparation and organization. Please help us by submitting your early written application.

1. You will receive a course confirmation and invoice after your application. The course fee includes 19% VAT.
2. The course fee is payable two weeks after receiving invoice. Please don't pay the fee later than eight weeks before the course starts. Please settle the amount by bank transfer to the following account:
3. Registration for the course is binding upon receipt of payment.
4. If you need to cancel your registration to the course up to eight weeks before the course starts, the course fee will be refunded. From 8 weeks before the course starts, the course fee will not be refunded, but the registration can be transferred to another course participant.
5. If the course is cancelled for organizational reasons, we can't be held responsible for the incurring costs. This also applies to requirements regarding the content, implementation and other framework conditions of a course.
6. The participant accepts our terms and conditions by registering.

Jurisdiction is Brilon. Olsberg, November 2022

Registration please by mail, by fax (0 29 62) 97 19 22  
or by e-mail course@implantologieklinik.de, to the secretariat  
Prof. Khoury, Privatzahnklinik Schloss Schellenstein GmbH



Made in Germany  
Made by MEISINGER

## KHOURY-LINE


DEVELOPED BY PROF. DR. FOUAD KHOURY  
PRODUCED EXCLUSIVELY BY MEISINGER



**Trephine Ejection Kit**  
Art.-No. BTE00



**Micro Screw System**  
Art.-No. BMS000



**Ost-Tray**  
Art.-No. BOST0



**Sinus-Tray**  
Art.-No. BSIN0



**Soft-Tissue-Tray**  
Art.-No. BSOT0

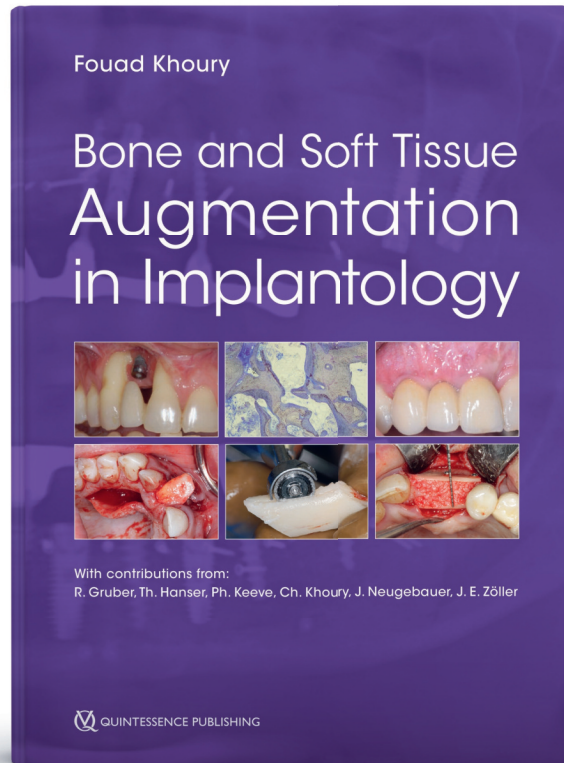


DIREKT VOM HERSTELLER!

♥ Made for you!

## LATEST KHOURY PUBLICATION

*Bone and Soft Tissue Augmentation in Implantology* is a must-read reference for every implantologist, oral and maxillofacial surgeon, and dentist interested in surgery.



QUINTESSENCE PUBLISHING

Extract and more information:



www.quint.link/bone-and-soft-tissue

Email: books@quintessenz.de

Tel.: +49 (0)30 761 80 667



For harvesting autologous bone blocks

## Discover the difference

Harvesting autologous bone with the MicroSaw according to Prof. Dr. F. Khoury

For smooth and bone-preserving preparation of bone blocks and access windows

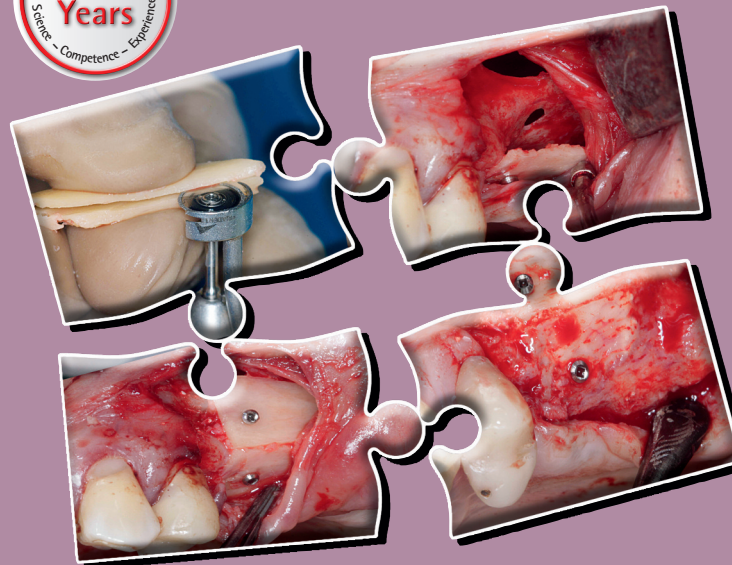
- **Precision<sup>1,3</sup>** – The 0.29 mm thin MicroSaw disc enables an extremely accurate osteotomy line.
- **Speed<sup>1,3</sup>** – The rotation speed and efficiency of the diamond disc enables significantly faster osteotomies and thus reducing the treatment time
- **Safety<sup>2</sup>** – Reliable protection of the soft tissue, direct blade cooling prevents overheating during the procedure
- **Proven** – in clinical use since 1986.

[1] Hanser, T., et al., The International Journal of Oral & Maxillofacial Implants; 2018; 33:365 -372  
[2] Khoury, F., Hanser T., Int J Oral Maxillofac Implants 2015; 30:688 -697  
[3] Khoury, F., Eur J Oral Implantol 2013; 6(4):375 -384



## Bone Grafting Courses with Prof. Dr. Khoury

at the  
**Privatzahnklinik**  
**Schloss Schellenstein**  
Olsberg / Germany



## Live Surgery & Hands-on-Training Program 2023

Part I – Part V  
&  
Clinical Master Course







## Augmentation Procedures part I:

**Bone Harvesting Techniques, Augmentation and Soft Tissue Surgery**  
with live-operations and hands-on-training

### Team:

Prof. Dr. Fouad Khoury and team

### Dates:

	23.-24.02.2023	Spain	<b>sold out</b>
	30.-31.03.2023	English	
	27.-28.04.2023	German	
	04.-05.05.2023	French	

1st day: 09.00 am to 07.00 pm  
2nd day: 08.30 am to 03.00 pm

### Program:

- > 10 hours live surgeries
- Aesthetic and function in implantology
- Soft tissue management: vestibuloplasty, second stage technique, roll flap, apical reposition flap
- Pathophysiology of bone transplantation
- Basics of augmentative procedures
- Bony-lid approach in implant surgery
- Minimal invasive bone augmentation: the bone core technique
- Intraoral bone harvesting techniques: instruments, method retromolar, chin
- Augmentative procedures: bone spreading, bone splitting, bone expanding, extensionplasty, bone core technique, lateral bone block graft, sinus floor elevation
- Bone substitute materials
- Hands-on-training: minimal invasive augmentation, bone core technique, bone block harvesting, split bone block technique, bone block stabilization with microscrews . . .

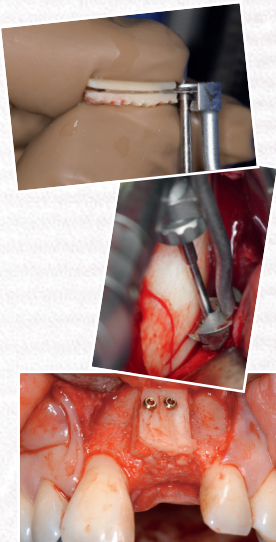
The participant needs previous knowledge in implantology!

Course dinner on Thursday at about 8 pm.

The number of participants is limited.

Course fee:  
€ 1.890,- (+19 % Tax)

17 points



## Augmentation Procedures part II:




**Vertical Bone Grafting Procedures and complex Soft Tissue Management**

Follow course of part I  
with live-surgeries

### Team:

Prof. Dr. Fouad Khoury and team

### Dates:

	07.-08.09.2023	English
	26.-27.10.2023	French
	16.-17.11.2023	German

1st day: 09.00 am to 07.00 pm  
2nd day: 08.30 am to 03.00 pm

### Program:

- > 10 hours live surgeries
- Planning of complex cases
- Soft tissue management part II: roll flap, rotation flap, palatal flap, free soft tissue graft, vestibuloplasty, apical reposition flap, Papilla reconstruction techniques
- Lateralisation of the nerves
- Special augmentative procedures:
  - onlay bone block graft and 3D reconstruction
  - tunnel technique
  - lateral approach
- Temporary implants and immediate loading
- Prevention and treatment of complications

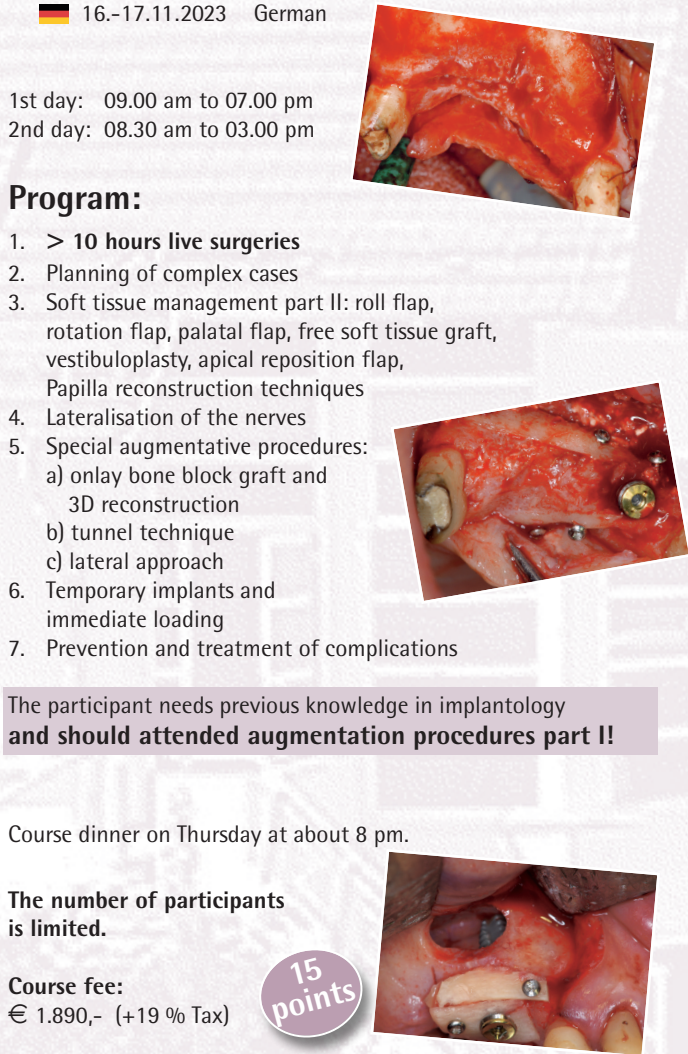
The participant needs previous knowledge in implantology  
**and should attended augmentation procedures part II!**

Course dinner on Thursday at about 8 pm.

The number of participants is limited.

Course fee:  
€ 1.890,- (+19 % Tax)

15 points



## Augmentation Procedures part III:


**Sinus Floor Elevation**

with live-operations

### Team:

Prof. Dr. Fouad Khoury  
and team

### Date:

 09.-10.11.2023 German

On request in English and French.

1st day: 09.00 am to 07.00 pm  
2nd day: 08.30 am to 03.00 pm

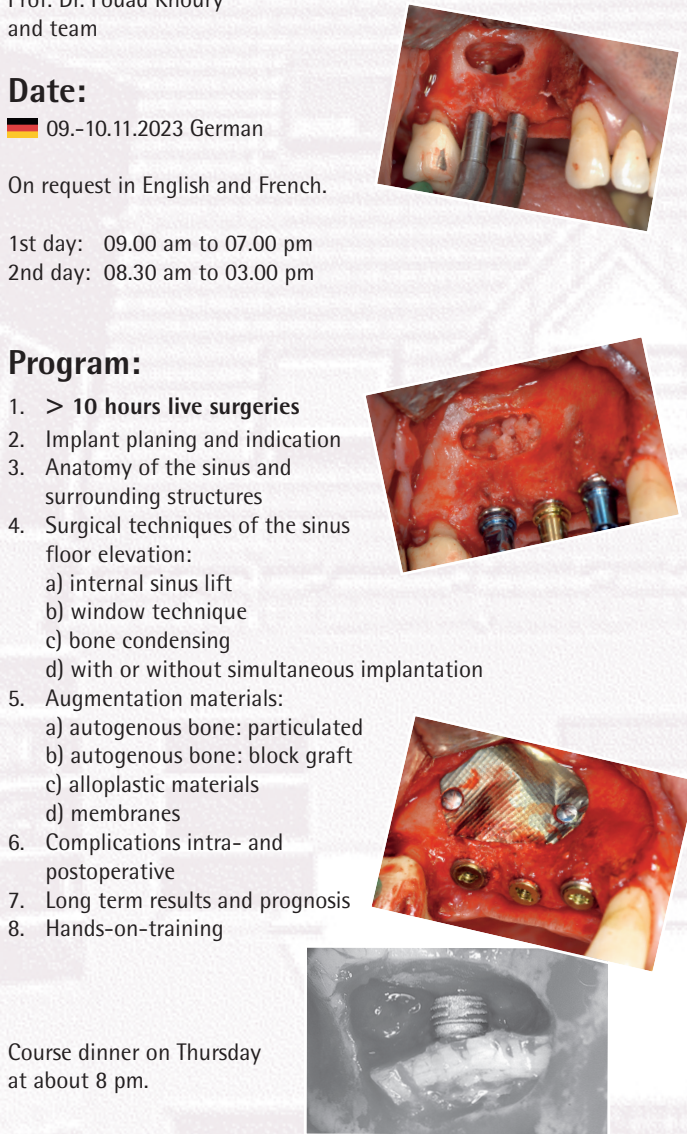
### Program:

- > 10 hours live surgeries
- Implant planing and indication
- Anatomy of the sinus and surrounding structures
- Surgical techniques of the sinus floor elevation:
  - internal sinus lift
  - window technique
  - bone condensing
  - with or without simultaneous implantation
- Augmentation materials:
  - autogenous bone: particulated
  - autogenous bone: block graft
  - alloplastic materials
  - membranes
- Complications intra- and postoperative
- Long term results and prognosis
- Hands-on-training

Course dinner on Thursday  
at about 8 pm.

Course fee:  
€ 1.890,- (+19 % Tax)

17 points




## Augmentation Procedures part IV:

**Advanced Training Program on Bone Grafting and Soft Tissue Management with Hands-on-Training on human Cadavers.**

### Team:

Prof. Dr. Fouad Khoury  
Dr. Charles Khoury  
and team

### Date:

 14.-16.09.2023 English

1st day: 09.00 am to 07.00 pm  
2nd day: 08.30 am to 03.00 pm

Place: Privatzahnklinik Schloss Schellenstein, Olsberg

3rd day: 09.00 am to 02.30 pm

Place: Institute of Anatomy at the University of Münster

It is an exceptional course for a very limited number of participants. The course begins on Thursday 14th September in Olsberg with several live surgeries on patients and will finish on Friday afternoon at 03.00 pm. The hands-on-training on cadaver is starting on Saturday morning at 09.00 am at the Institute of Anatomy of the University of Münster. **The cadavers are prepared with an exceptional and unique method called "Thiel fixation". This method leaves to the soft tissue enough elasticity to perform in a realistic way the various techniques of soft tissue management and bone grafting.**

### Program:

- > 12 hours live surgeries
- Advanced soft tissue surgery, pediculated palatal flap . . .
- New techniques of bone grafting to improve the prognosis
- 3D bone reconstruction and tunnel technique
- Sinus floor elevation and nerve lateralisation
- Complications

The participant needs previous knowledge in implantology  
**and should attended Augmentation procedures part II!**

The program of the hands-on-training on cadavers also includes the following interventions:

- Tooth extraction and immediate implantation
- Covering the alveoli with free or pediculated connective tissue graft. Kazanjian vestibulumplastic
- Retromolar and chin bone harvesting with the MicroSaw
- Sinus floor elevation, nerve lateralisation
- Bone splitting and bone spreading
- Lateral and vertical 3D bone grafting procedures and tunnel technique

Course dinner on Thursday and Friday at about 8 pm.

Course fee: € 3.600,- (+19 % Tax)

25 points




## Clinical Masters Program in Bone Grafting and Soft Tissue Management

**6-days intensive course including theoretical background, Live Surgeries and Hands-on-Training on human Cadavers**

### Team:

Prof. Dr. Fouad Khoury  
Dr. Charles Khoury  
and team

### Date:

 18.-23.09.2023 English

Day 1-4: 09.00 am to 06.30 pm  
Day 5: 08.30 am to 04.00 pm

Place: Privatzahnklinik Schloss Schellenstein, Olsberg

Day 6: 09.00 am to 02.30 pm (hands-on-cadavers)

Place: Institute of Anatomy at the University of Münster

During this 6 days training different topics of the courses I-V will be presented and discussed, from simple minimal invasive bone grafting to 3D vertical bone augmentation. Theoretical background supported with live surgeries and hands-on-training is presented for every topic. **The course is focusing on understanding the biological principles of bone and soft tissue healing.** On the last day the participants have the chance to do different surgeries on human cadavers (Thiel fixed) with the support of the clinic staff. Thiel fixation is a very unique technique giving the tissue excellent quality which is very similar to living tissue. This makes hands-on-training very close to real surgery in the office.

### Program:

- > 15 hours live surgeries
- Planning from simple to complex treatment
- Principles of grafting procedures and bone biology. Pathophysiology of bone transplantation
- Principles of soft tissue biology and soft tissue healing: surgical design, blood supply, incisions, vestibuloplasty, pedicle flaps, connective tissue grafts, roll flap, apically repositioned flap . . .
- Minimal invasive bone augmentation: bone core technique.
- Safe bone harvesting from all possible intraoral sites
- Biologic bone grafting procedures: lateral and vertical bone augmentation, Split Bone Block Technique, 3D reconstruction, tunnel approach, sinus floor elevation.
- Restorative concept and procedure.
- Complications and possibility of prevention and treatment

Course dinner on Monday,  
Thursday and Friday.

Course fee: € 8.950,- (+19 % Tax)

56 points




## Sedation procedures for oral surgery with live surgeries

### Team:

Dr. Dr. Wolfgang Jakobs und Team

### Date:

 Friday, 3<sup>th</sup> of November, 2023, 1.00 pm to 7.00 pm  
Saturday, 4<sup>th</sup> of November 2023, 9.00 am to 5.00 pm German

Sedation procedures are becoming increasingly important in medicine and dentistry and are essential, especially for the performance of extensive oral surgery or implantological procedures.

They offer patients the opportunity to experience extensive and invasive therapeutic procedures without fear and stress. In addition to effective analgesia through local anesthesia, it is possible to improve the patient's willingness to cooperate through sedative measures.

Following the international training programs of the „European Federation for the Advancement of Anesthesia in Dentistry - EFAAD" and taking into account the guidelines for sedation procedures of the „American Dental Society of Anesthesiology - ADSA" as well as the „SAAD", UK and with reference to further international guidelines, curricula and current reviews, the theory and practice of sedation measures will be presented.

### Course topics include:

- Live surgery with intravenous sedation
- Presentation of theory and practice of sedation measures in dentistry and oral surgery
- Patient selection and recognition of risk factors
- Control of sedation with different pharmaceuticals
- Pharmacology of the preparations used
- Monitoring
- Intra-postoperative monitoring, discharge criteria
- Recognition and management of potential complications and adverse events
- Practical exercises and complication management, final test

Number of participants: limited  
Continuing education points: 14 points  
Fees: 990,00 € (+19 % Tax)

14 points

